




















**Format Symbols in the Library Catalog**  
**Acorn Public Library**  
**Catalog Tutorial Series**

<b>Paper/Print Items</b>	<b>DVDs/Movies</b>	<b>CDs/Music/Audio</b>	<b>Digital Media</b>	<b>Games</b>	<b>Special Items</b>
 Book	 DVD	 CD	 eBook	 Video Game	 Kit
 Large Print	 Blu-ray	 Audiobook CD	 eReader	 Toys and Games	 Sheet Music
 Magazines and Journals	 Other Video	 Audiobook Cassette	 Internet Resources		 Special Collection
 Braille		 Other Audio			

When using the library catalog, pay close attention to the format symbols that are in each record. Many items come in many different formats. By doing this, you can be sure that the item you are looking at is the kind of item that you want!